

# VibroNet™

A bridge-free micro-emitter for germination applications in greenhouses with superior water distribution uniformity.



Superior  
Uniformity



Bridge-Free  
Micro-Emitter



Self  
Cleaning

Applications



Upside down  
germination

## Benefits & Features

### Excellent water distribution uniformity for high germination efficiency

- ✓ The VibroNet™ is designed to provide very gentle droplets with perfect water distribution uniformity to increase germination efficiency

### Keep your crop from drips damage

- ✓ **Drip-less Micro-Sprinkler** – VibroNet™ is designed as a bridge-free micro-emitter, preventing drips on the germination tables located below to prevent damages
- ✓ **Controlled start & stop operation** – With the Reliable anti-drain (AD) valves, all the VibroNet micro-emitter, start and stop simultaneously, and prevent distribution pipe drainage and dripping

### Constantly self-cleaning

- ✓ The operation of the VibroNet™ is based on vibration, water passage through the nozzle causes needle vibration which in turn breaks up the water jet into uniform droplets that are evenly spread. The vibrating system does not allow for build up of mineral deposits in the nozzle

### Durability and low maintenance

- ✓ **High quality & resistant** – Made of a highest quality material makes it durable and resistant to standard agrochemicals and nutrients and resistant to acid treatments
- ✓ The components are interchangeable. Flushing for maintenance can be done easily

## Specifications & Recommendations

- **2 different flow rates:** 40, 50 L/H
- **Nominal flow rate at:** 3.0 bar
- **Rec. pressure range:** 3.0 - 4.0 bar
- **1 types of inlet connector:** Press fit, male inlet
- **Nozzle color coded for easy identification of the flow rate**
- **Filtration recommendations:**  
130 micron / 120 mesh

**\*Note:** Filtration method shall be selected based on the type and concentration of the dirt particles contained in the water. Wherever sand exceeding 2 ppm exists in the water, a Hydrocyclone shall be installed before the main filter. Wherever sand/ silt/ clay solids exceed 100 ppm, pre-treatment shall be applied according to Netafim™ instructions

→ TECHNICAL DATA

MODEL	FLOW RATE (L/H)*	REGULATION CHAMBER CODE COLOR	PIN CODE COLOR	NOZZLE WATER PASSAGES AREA (MM²)	RECOMMENDED WORKING PRESSURE (BAR)	CONSTANT K	EXPONENT* X	WETTED DIAMETER 150 CM ABOVE GROUND* (M)
040	40.0	BLUE	GREY	0.60	3.0	8.6	0.45	4.0
050	47.0	GREEN	GREY	0.71	3.0	9.5	0.47	4.0

\* at 3.0 bar working pressure

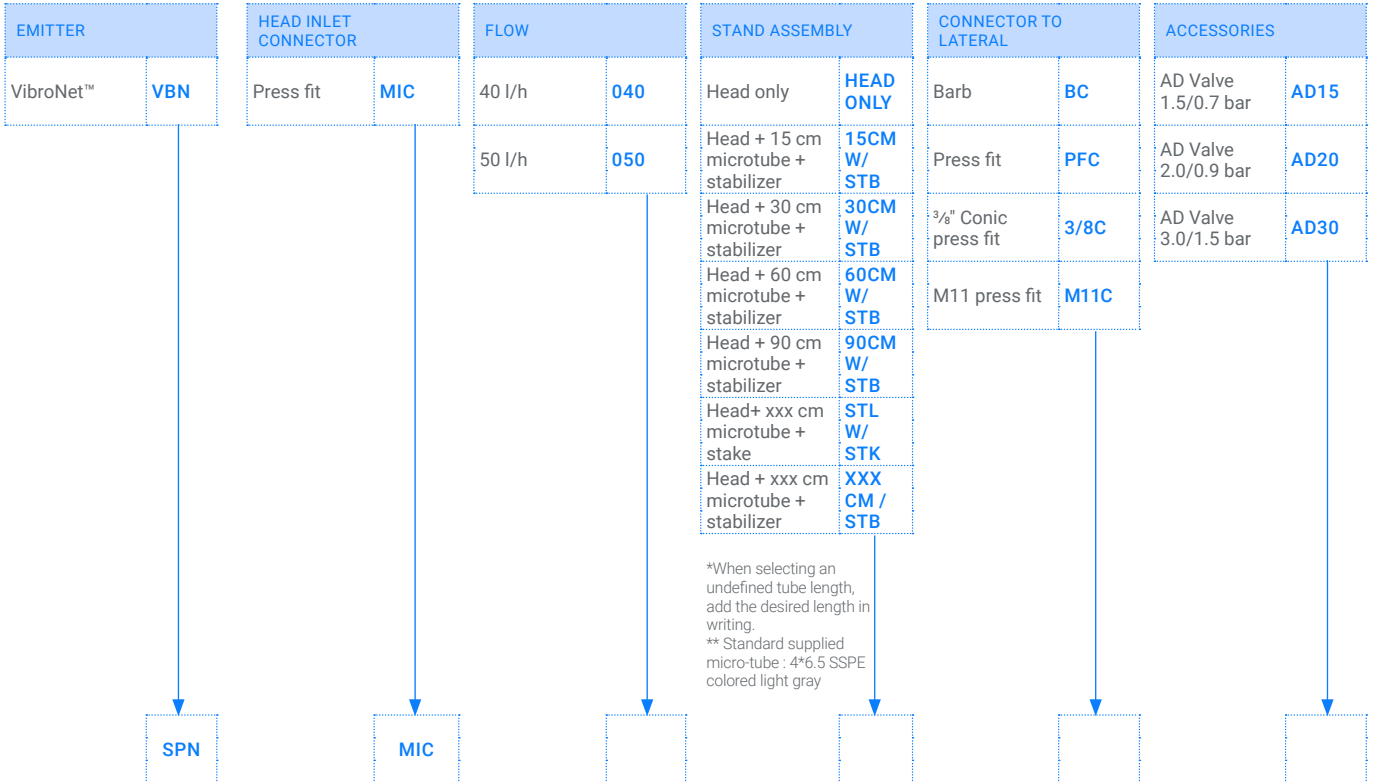
→ PACKAGING DATA

SUPERNET™ LR & LRD	QTY. P/BOX UNITS	BOX SIZE (CM X CM X CM)	BOX WEIGHT (KG)	BOXES P/PALLET	TOTAL UNITS P/PALLET	PALLET WEIGHT (KG)
HEAD ONLY	3,200	28 X 28 X 57	19.2	32	102,400	614
COMPLETE STAND, 15 CM TUBE W/STABILIZER + AD VALVE	250	28 X 28 X 57	15.1	32	8,000	484
COMPLETE STAND, 30 CM TUBE W/STABILIZER + AD VALVE	200	28 X 28 X 57	15.0	32	6,400	480
COMPLETE STAND, 60 CM TUBE W/STABILIZER + AD VALVE	150	18 X 34 X 79	11.5	20	3,000	230
COMPLETE STAND, 90 CM TUBE W/STABILIZER + AD VALVE	200	28 X 27 X 113	15.0	16	3,200	240

→ ORDERING INFORMATION

Flowchart to determine the desired product definition

How to use: To determine the desired product definition select one of every set of options displayed on the chart.



→ **VibroNet™ WITH HEAD ONLY**

MODEL	1 UNIT	25 UNIT/BAG
040	64300-001000	64300-001010
050	64300-005000	64300-005010

→ **VibroNet™ WITH HEAD + AD VALVE 20**

MODEL	1 UNIT	25 UNIT/BAG
040	64300-001070	64300-001080
050		64300-005110

→ **VibroNet™ ASSEMBLY STANDS**

**VibroNet™, UD STAND, FLOW YYY, MICRO-TUBE LENGTH XXX, STABILIZER, BARB CONNECTOR TO LATERAL PIPE, AD VALVE 20**

MODEL	15 CM	30 CM	60 CM	90 CM
040	64300-001600	64300-002400	64300-003400	64300-003700
050			64300-005120	

**VibroNet™, UD STAND, FLOW YYY, MICRO-TUBE LENGTH XXX, STABILIZER, PRESS-FIT CONNECTOR TO LATERAL PIPE, AD VALVE 20**

MODEL	15 CM	30 CM	60 CM	90 CM
040	64300-001700	64300-002500	64300-003500	
050				

**VibroNet™, UD STAND, FLOW YYY, MICRO-TUBE LENGTH XXX, STABILIZER, BARB CONNECTOR TO LATERAL PIPE, AD VALVE 15**

MODEL	15 CM	30 CM	60 CM	90 CM
040	64300-001200	64300-002000	64300-003000	
050				

**VibroNet™, UD STAND, FLOW YYY, MICRO-TUBE LENGTH XXX, STABILIZER, PRESS-FIT CONNECTOR TO LATERAL PIPE, AD VALVE 15**

MODEL	15 CM	30 CM	60 CM	90 CM
040	64300-001300	64300-002100	64300-003100	
050				


Missing catalog numbers available upon request.

Background color defines the code color of the respective pin. All assembly stands include 4\*6.5 mm gray SSPE micro-tube.


Other stand combinations can be ordered based on the attached flowchart which can help determine the desired product requirement.

→ **VibroNet™ COMPONENTS**

**VibroNet™ BODY**

	<b>CATALOG NUMBER</b>
	64320-003000

**VibroNet™ O-RING**

	<b>CATALOG NUMBER</b>
	63520-005700

**VibroNet™ NUZZLE MECHANISM**

	<b>040 BLUE + GRAY PIN</b>
	64320-004300
	<b>050 GREEN + GRAY PIN</b>
	64320-004400