

TechNet™

HEAVY DUTY

Pressure-compensating, continuously self-cleaning dripper

Applications

- Sub-surface and on-surface installation
- Areas subject to vandalism
- Slopes and high wind areas
- Turf, shrubs, trees
- Curved, narrow and unshaped planting areas

Specifications

- Dripper flow rates:
1.0, 1.6 and 3.0 l/h
- Pressure-compensating range:
0.4-2.5 bar
- Maximum system pressure:
2.5 bar
- Recommended filtration:
120 mesh
- Dripperline OD (outside diameter):
16.0 & 17.0 mm
- Dripperline ID (inside diameter):
13.7 & 14.4 mm

Features and Advantages

- Self-compensating and self-cleaning
- 100 % uniformity for long length laterals
- The location of the drippers in the dripperline prevents the entrance of sediments. The water is drawn from the stream center
- High resistance to mechanical damage, root intrusion, clogging
- Largest filter in each dripper
- Widest water passages within the dripper
- Unique TurboNet™ flow path
- UV-resistant dripperline



TechNet™ • O.D. 16.0 mm • Inlet pressure: 2.5 bar • Max. lateral length* (m) / spacing between drippers (m)

Flow rate (l/h)	0.3	0.4	0.5	1.00
1.0	201	254	305	516
1.6	148	187	224	381
3.0	98	124	149	254

TechNet™ • O.D. 17.0 mm • Inlet pressure: 2.5 bar • Max. lateral length* (m) / spacing between drippers (m)



















Flow rate (l/h)	0.3	0.4	0.5	1.00
1.0	241	303	360	597
1.6	178	223	265	441
3.0	118	148	177	294

*Minimum pressure considered = 0.4 bar, calculated in a plain area

For maximal length at other inlet pressures, please contact your Netafim distributor or representative. Other spacings can be supplied on request.

Product	O.D. (mm)	Wall thickness (mm)	Flow rate (l/h)	Spacing (m)	Color	Coil length (m)
TechNet™	16	1.0	1.0	0.3	brown	25
	17		1.6	0.4	dark brown	50
			3.0	0.5		100
				1.0		400

One data from each column is required to achieve a complete catalog description, e.g. TechNet™, 16 mm, 1.0 mm, 2.3 l/h, 0.5 m, brown, 400 m coil.

	Stabilizer 16 & 17 mm 32000-006500		3/4" x barb male T adapter 17 mm 32500-004800 16 mm 32500-011800 (black)
	Stabilizer Ø 4 mm galvanized 32000-001600		3/4" x barb male "Y" adapter 17 mm 32500-004600 16 mm 32500-011200 (black)
	Barbed coupling 17 mm 32500-003800 16 mm 32500-010700 (black)		3/4" x barb female T adapter 17 mm 32500-004700 16 mm 32500-011900 (black)
	Barbed T 17 mm 32500-004900 16 mm 32500-011300 (black)		Shut-off valve 1/2" x barb 16 mm 76220-008200
	Barbed elbow 17 mm 32500-005900 16 mm 32500-012500 (black)		Shut-off valve 3/4" x barb 17 mm 76220-008400 16 mm 76220-008500
	Barbed cross 17 mm 32500-006300		Shut-off valve ins x barb 17 mm 76220-008800 16 mm 76220-008700
	1/2" x barb male adapter 17 mm 32500-004400 16 mm 32500-010900 (black)		Rapid start for PE barb (Fits 8 mm hole) 17 mm 32500-006600 16 mm 32500-013750
	3/4" x barb male adapter 17 mm 32500-004490 16 mm 32500-011000 (black)		Rapid start w/ seal x barb for PVC (Fits 16 mm hole) 17 mm 32500-006620 16 mm 32500-013770
	3/4" x barb male elbow adapter 17 mm 32500-006100 16 mm 32500-012800 (black)		Line end 16 & 17 mm 32500-013100

