

# Super-Typhoon™


16080

For use in row crops


- Superior TurboNet™ flow regime
- Wide filtration area
- Wide cross-section improves clogging resistance
- Optional "flap" outlet to prevent suck-back




## Super-Typhoon™ facets



Internal emitter protected from mechanical damage.  
Low sensitivity to high water temperature  
Injected molded drippers construction ensuring uniform drippers and very low CV



Large filtration area to ensure optimal performance even under harsh water conditions



Large, wide, deep and short flow path cross-section, to minimize clogging and ensure exact flow rate in all conditions

## Drippers technical data

Nominal flow rate (l/h.)*	Max. working pressure (bar)	Flow rate at max. working pressure (bar)	Water passages dimensions			Filtration area (mm <sup>2</sup> )	Constant K	Exponent x
			Width (mm.)	Depth (mm.)	Length (mm.)			
0.80	0.85	0.74	0.64	0.39	23	29	0.284	0.45
1.10	0.85	1.02	0.64	0.50	23	29	0.390	0.45
1.65	0.85	1.53	0.79	0.60	23	34	0.546	0.48
2.70	0.85	2.50	0.89	0.85	23	34	0.894	0.48

\* At 1.0 bar

## Drippers flow vs. pressure

Model Nominal flow rate*	Flow rate (l/h.) at pressure (bar)				
	0.65	0.70	0.75	0.80	0.85
0.80	0.66	0.68	0.70	0.72	0.74
1.10	0.91	0.94	0.97	0.99	1.02
1.65	1.34	1.39	1.44	1.48	1.53
2.70	2.20	2.28	2.35	2.43	2.50

\* At 1.0 bar

## Dripperlines technical data

Model	Inside diameter (mm.)	Wall Thickness (mm.)	Outside diameter (mm.)	Max. working pressure (bar)	KD
16080	16.00	0.20	16.40	0.85	0.10

# Super-Typhoon™

# 16080

For use in row crops

## Performance Data

**Super Typhoon™ 16080 - I.D. Ø 16.00 mm. - Inlet pressure 0.85 bar - Nominal Flow rate 0.74 l/h.**

Maximum lateral length (meter) at 10% Flow variation - spacing between drippers (meter)

	Slope %	Spacing between drippers (m.)					
		0.2	0.3	0.4	0.5	0.6	0.75
uphill	-2	70	78	82	84	85	87
	-1	94	113	126	137	144	152
	0	124	164	200	232	262	303
downhill	1	147	203	256	306	354	423
	2	164	231	247	155	137	128

**Super Typhoon™ 16080 - I.D. 16.00 mm. - Inlet pressure 0.85 bar - Nominal Flow rate 1.02 l/h.**

Maximum lateral length (meter) at 10% Flow variation - spacing between drippers (meter)

	Slope %	Spacing between drippers (m.)					
		0.2	0.3	0.4	0.5	0.6	0.75
uphill	-2	64	73	78	81	83	86
	-1	81	99	113	123	131	141
	0	101	134	163	189	214	248
downhill	1	117	161	202	241	278	332
	2	129	181	230	253	229	144

**Super Typhoon™ 16080 - I.D. 16.00 mm. - Inlet pressure 0.85 bar - Nominal Flow rate 1.53 l/h.**

Maximum lateral length (meter) at 10% Flow variation - spacing between drippers (meter)

	Slope %	Spacing between drippers (m.)					
		0.2	0.3	0.4	0.5	0.6	0.75
uphill	-2	53	62	68	72	74	77
	-1	63	79	92	102	109	119
	0	75	100	122	142	160	186
downhill	1	85	117	146	174	200	238
	2	93	130	164	197	228	273

**Super Typhoon™ 16080 - I.D. 16.00 mm. - Inlet pressure 0.85 bar - Nominal Flow rate 2.50 l/h.**

Maximum lateral length (meter) at 10% Flow variation - spacing between drippers (meter)

	Slope %	Spacing between drippers (m.)					
		0.2	0.3	0.4	0.5	0.6	0.75
uphill	-2	44	54	61	66	70	75
	-1	50	64	75	85	92	103
	0	57	75	92	107	121	140
downhill	1	62	85	105	125	143	170
	2	66	92	116	138	160	191

For more information, please contact Netafim™ Technical Department or connect to our website at: [www.netafim.com](http://www.netafim.com)

## Packaging Data

Super Typhoon™ on carton coils	Wall thickness (mm.)	Distance between drippers (meter)	Coil length (meter)	Average coil weight* (kg.)	Number of coils in a pallet (units)	Average pallet weight* (kg.)	Coils in a 40 feet container (units)	Total in a 40 feet container (meters)
16080	0.20	0.15 to 0.25 0.30 to 0.75	2250 2500	27.1 28.1	16 16	442.6 458.6	640 640	1440000 1600000

\* According to drippers spacing

Website: [www.netafim.com](http://www.netafim.com)  
E-mail: [postmaster@netafim.com](mailto:postmaster@netafim.com)

